

### Washing Instructions:

100% cotton fabric, hand-woven in Guatemala. The fabric will soften with washing and wearing.

Wash your EllaRoo Wrap in cold water, by hand or gentle cycle, with mild detergent. Hang in a well-ventilated area to dry overnight.

The EllaRoo Wrap is not pre-washed. The extra dye will bleed from the fabric the first few times it is washed. Please wash separately, and rinse thoroughly.

To set the dye, soak the wrap for 2 minutes in water with 4 Tablespoons of white vinegar and 4 Tablespoons of salt. Remove from water and line dry. If it is still bleeding, rinse until the bleeding stops.

### Sizing Chart:

The EllaRoo Wrap measures 30" in width, and comes in several lengths, with sizing as follows:

S - 4.3 m up to 140 lbs & 5'8"

M - 4.6 m up to 180 lbs & 6'

L - 5.0 m above 180 lbs & 6'

**\*Please note: If you have a long torso, or very large bra size, you may need to size up.\***

### Safety Precautions:

As with any baby sling, please remember that your baby is not tied in. Always be aware of your baby's position in the sling.

### We value your opinion!

If you have any comments, concerns, praise, or suggestions, please contact us: [comments@ellaroo.com](mailto:comments@ellaroo.com)

[www.EllaRoo.com](http://www.EllaRoo.com)

EllaRoo Baby Carriers are sold through distributors like you.

~Distributorships Available~

# Èlla Roo



## Wraparound Baby Carrier

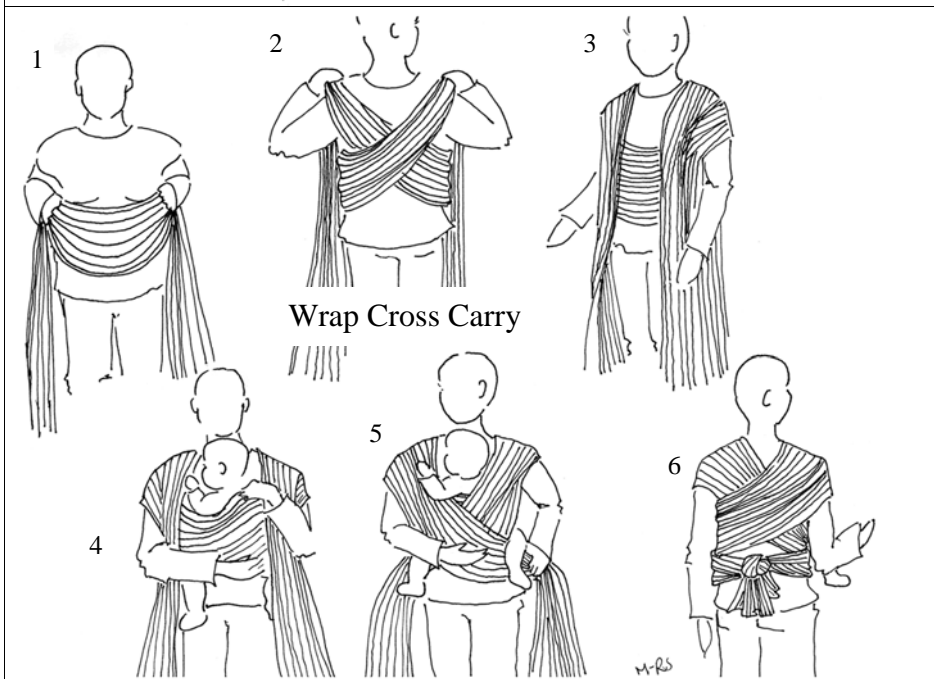
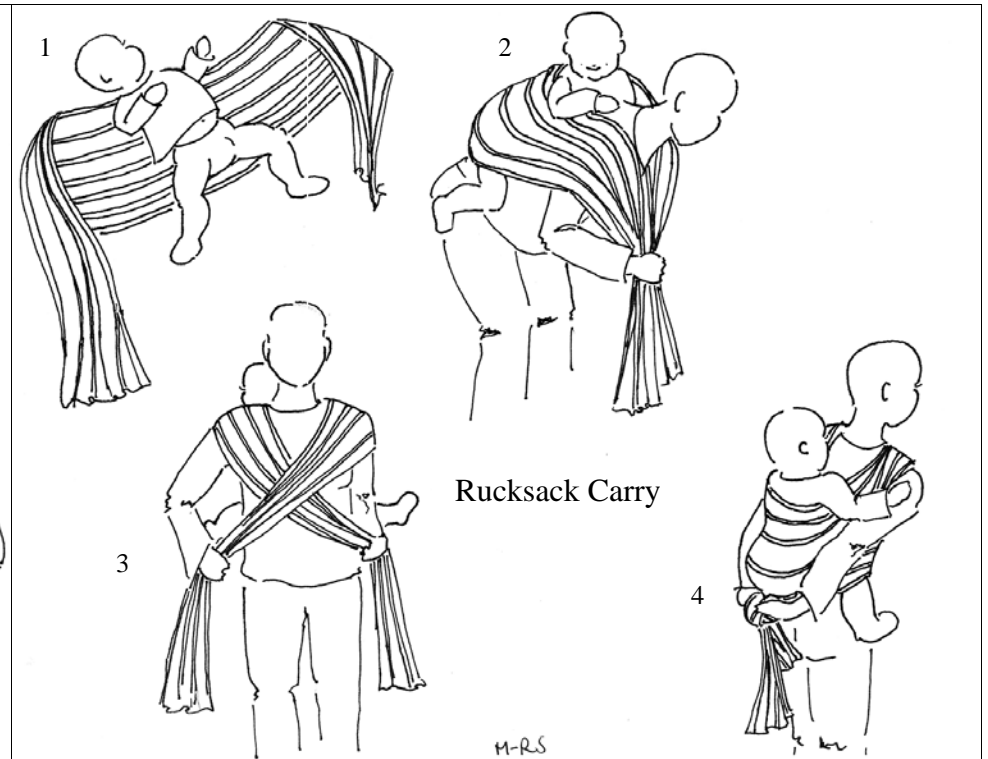
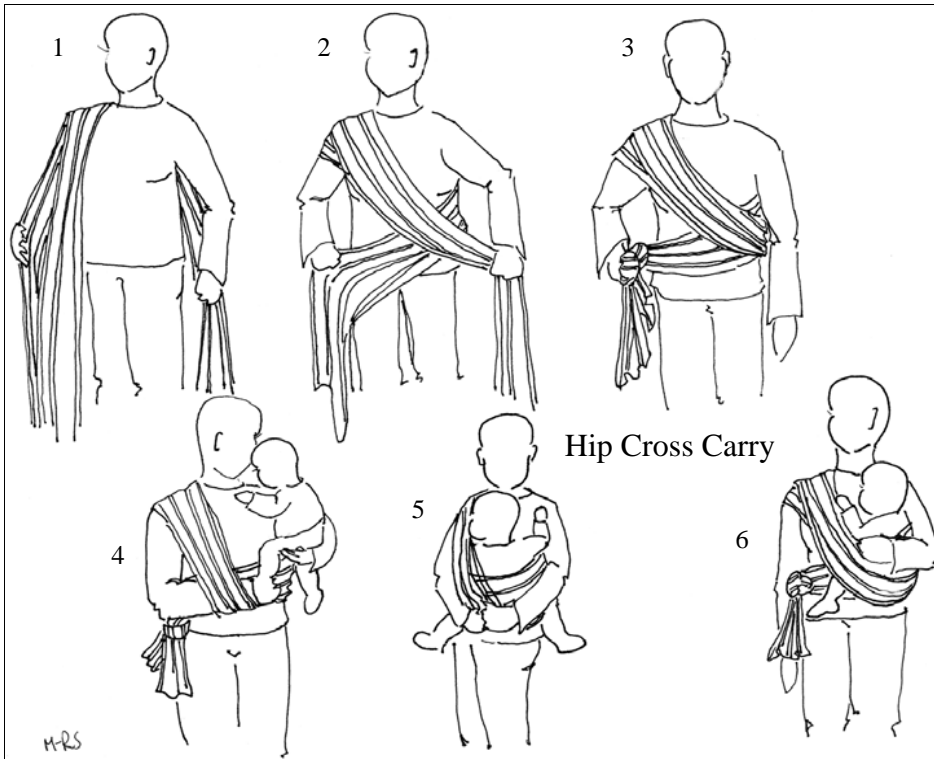
"I am really loving my EllaRoo, it is my favorite sling and I think I've probably used it every day since I got it. It is the easiest on my neck/shoulders out of all the carriers I have."  
-Hannah D.

S (4.2 m)

M (4.6 m)

L (5.0 m)





### **Wearing Instructions:**

There are many, many ways to tie the EllaRoo Wrap Baby Carrier. Here are a few of our favorites. You may, after using the carrier for a while, come up with some of your own. For more wearing instructions, please see [www.ellaroo.com/wraparound-instructions.htm](http://www.ellaroo.com/wraparound-instructions.htm)

**\*\*Secure the Wrap with a square knot (double knot).\*\***

### **General Wearing Tips:**

- Success with any baby sling takes a little practice. You can ease the process by making sure that baby is fed, rested, and happy before you try the Wrap the first few times. It won't be long before you will both turn to the Wrap for comfort.
- The first few times you tie baby on your back, make sure that you are either over a soft surface (e.g. couch or bed) or with another adult. You will quickly learn to do it yourself.